

LED Panel Dome Type

HFHA-200×100□ (DC12V)

HFHA-200×100□-24 (DC24V)

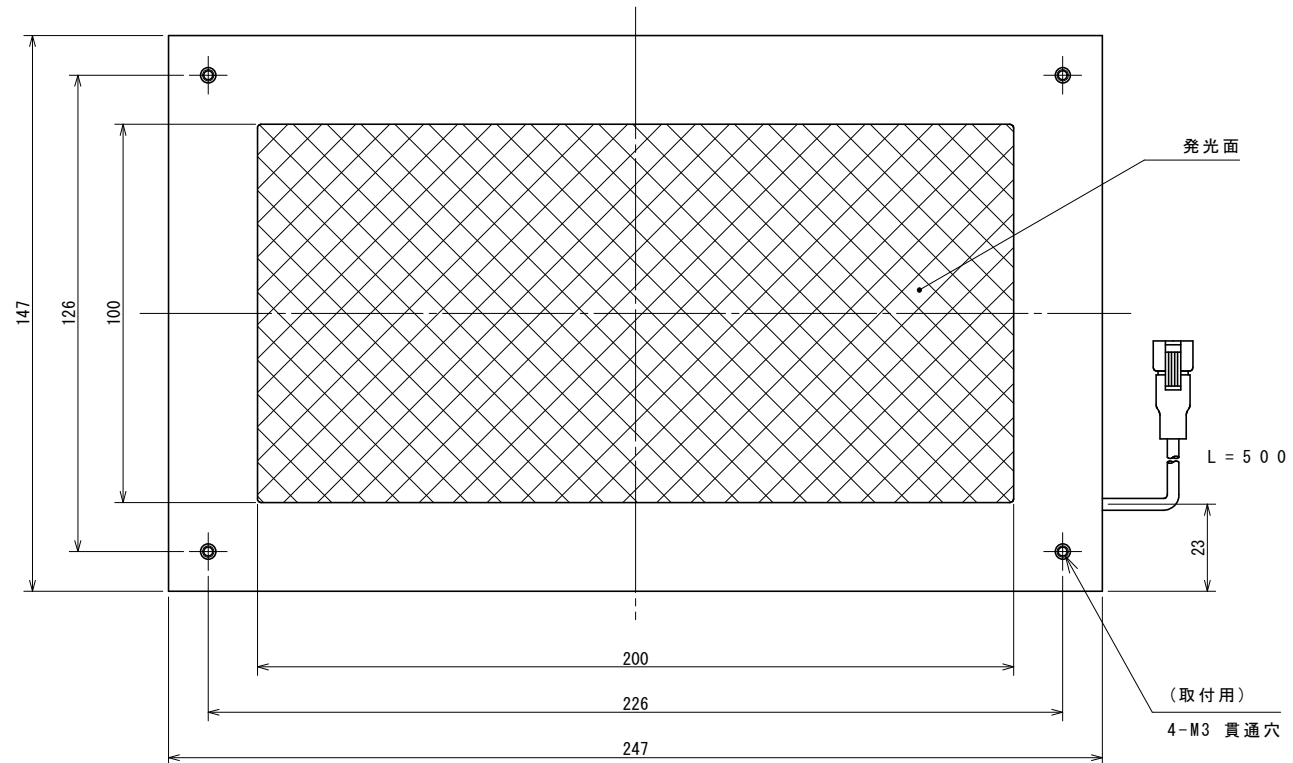
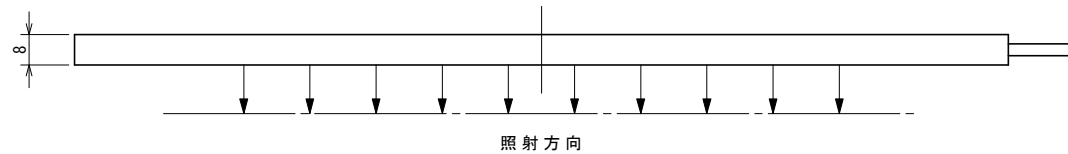
* Electric Power Consumption 20W (Red, White, Blue)
19W (Green)

17.5W (Infrared)

(Note) Please do not remove the tags attached to the product.
Light-emitting part during lighting, please do not look directly.

(注) 製品に取り付けられているタグは外さないでください。
点灯中の発光部は、直視しないでください。

color	□
Red	R
White	W
Blue	B
Infrared	IR-850
Green	G

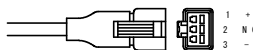


Details of Connector (for DC12V in)



	Light	Power Supply
Connector	SMR-02V-B	SMP-02V-BC
Contact	BYM-001T-P0.6	BHF-001T-0.8SS

Details of Connector (for DC24V in)



	Light	Power Supply
Connector	SMR-03V-B	SMP-03V-BC
Contact	BYM-001T-P0.6	BHF-001T-0.8SS

